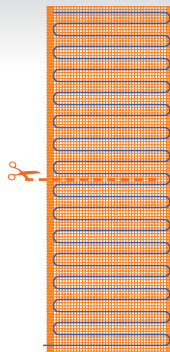


When planning your project...

- Do **NOT** install under built-ins (cabinets, appliances, tubs, etc.).
- Do install up to the front of built-ins, so toes stay warm
- Keep mats at least 4 inches away from toilet wax ring and 4-6 inches from walls

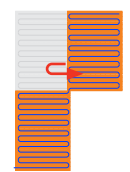
Cut the orange mesh to shape the mats to fit any room. Any combination of mat sizes can be used up to 150 square feet per thermostat.



180° Turn




Roll-Over




90° Turn



Step 1



Step 2



This layout example is intended for illustrative purposes. Rooms may have more than one product combination and/or layout solution. Mats sizes used may no longer be available. Please refer to our catalog for a current list of available sizes.